



## New Jersey Mycological Assn.

NJMA News September 1982  
Vol. XII No. 9

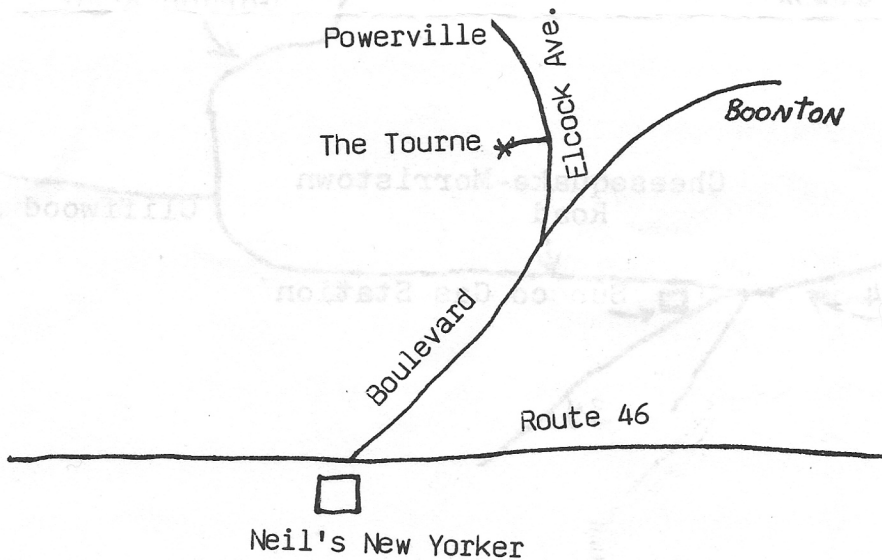
President: Ray Fatto 359-5373

Guest Editor: Anna Gerenday 822-1465

### The Tourne

The annual Hiram Korn Foray, honoring the founder of NJMA, will be held at the Tourne Park in Boonton on September 5.

Directions: The easiest access is by way of Mountain Lakes Boulevard which is opposite "Neil's New Yorker" restaurant on Route 46 between the Cherry Hill and Denville exits of Route 80. Take Route 80 to either of these exits and proceed on Route 46, continuing in the same direction from which you came. Take Boulevard north for approximately two miles. At the first fork bear left onto Elcock Ave. towards Powerville, for about two blocks. The entrance to the park is on the left. We will meet in the second parking lot at 10:00 a.m.



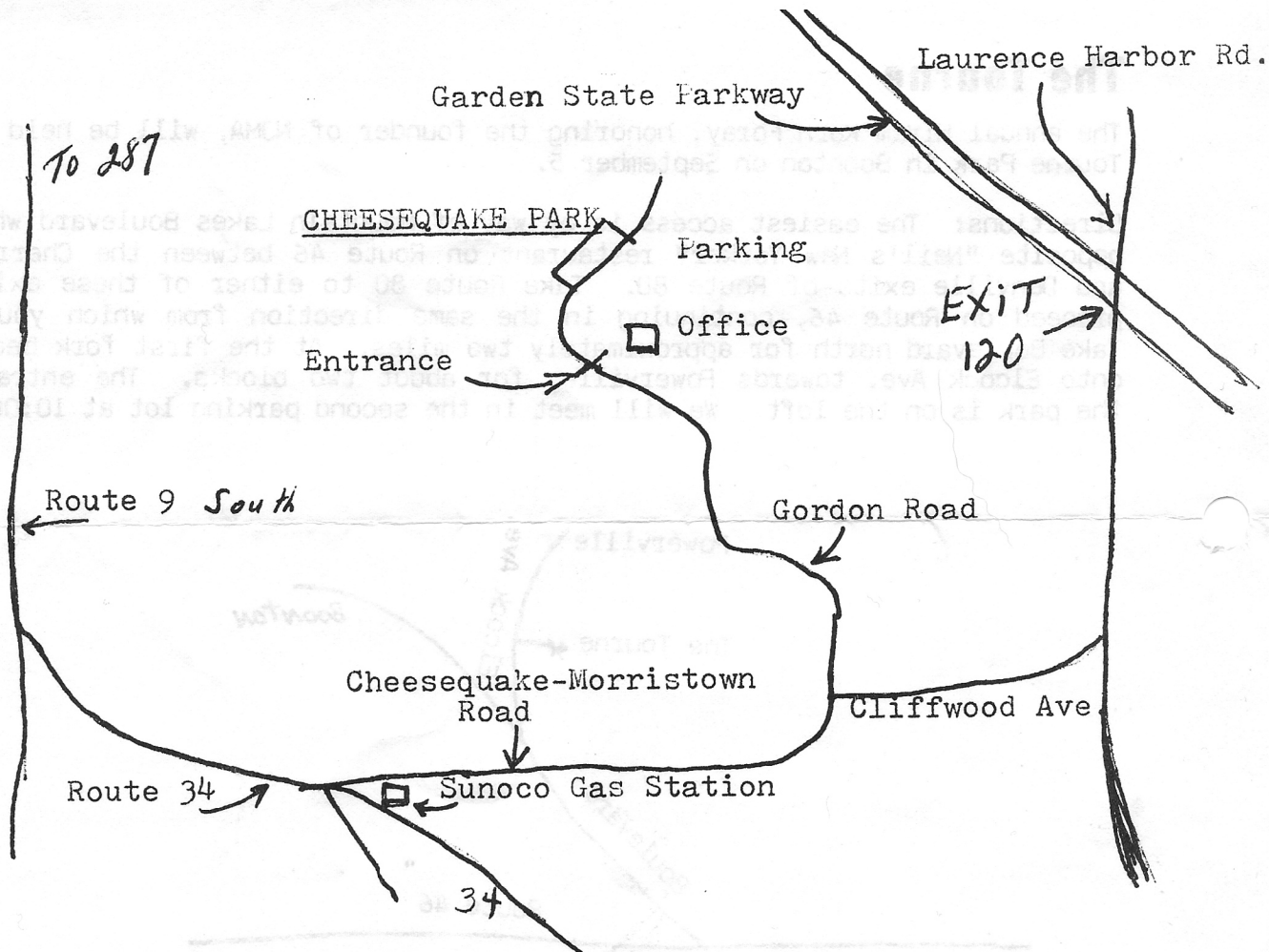
### Cheesequake

Bob Hosh will lead the foray at Cheesequake State Park on September 12. The foray begins at 10:00 a.m.

Directions: From Route 287 take Route 9 south. Stay on Route 9 to Route 34 south. Turn left onto Cheesequake-Morristown Road. (There is a Sunoco gas station on the left at the intersection.) Follow the road past the Cliffwood Avenue intersection where it becomes Gordon Road. This leads to the park entrance.

Or take the Garden State Parkway to Exit 120 which is Lawrence Harbor Road. Make three right turns including the Lawrence Harbor Rd., Cliffwood Ave. and Gordon Rd., to the park entrance.

As you go through the park gate, go straight down the main road to a stop sign where the road splits into a "Y". Go to the left towards the swimming area. About 800 yards up the road on the right there is a new gravel parking lot just before the main road splits into a divided highway. We will meet there.



## Worthington

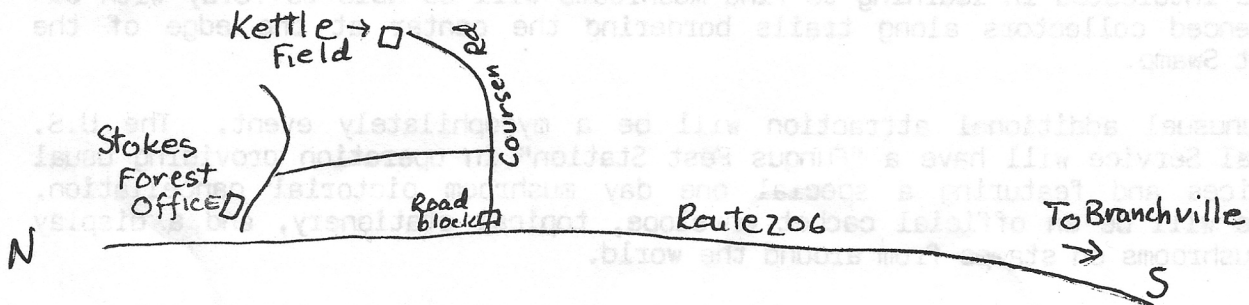
The September 19th foray will be near the Delaware Water Gap at the Worthington Tract. Paul Meyer is the leader.

Directions: Take Route 80 west. Exit at the Delaware Water Gap National Recreation Area exit (still in N.J.) and proceed to the second parking lot at Dunfield Creek.

## Stokes Foray - Picnic

Our annual picnic is scheduled for September 26 at Stokes State Forest, located in the extreme northwest portion of the state. Everyone is asked to bring a dish to share with others, preferably homemade. Please label the foods with your name and a list of ingredients. Grete Turchick is the leader of the 10:00 a.m. foray.

Directions: Take Route 206 north. The park entrance is about five miles north of Branchville on the right. Follow the road past the Forest Office, make the first right, and then the first left onto Coursen Road. Proceed two miles. We will meet at the Kettle Field parking lot which is near the ball field.



## Art Show

NJMA will have its art exhibition at SCEEC starting Friday, October 1, till Sunday, November 7. Drawings (including field and notebook sketches), paintings, prints, photographs, xrays and scanning electron micrographs of fungi are all eligible. The minimum acceptable size is 5" by 7". Since we must use velcro for hanging, lightly matted work is most suitable, but we will be able to accomodate some framed work as well. All work submitted must be covered with plastic, or must be otherwise well protected, and must be ready for hanging. Please label every item with the following information:

1. Name and telephone number;
2. Name of the artist if different from above;
3. Title, description or identification of the fungi;
4. Value of work (for insurance purposes);
5. Indication whether item is for sale;

Items to be exhibited may be given to Sue Hopkins on September 26 at the club picnic in Stokes State Forest, or may be delivered to SCEEC Friday, September 30 thru Saturday, October 2.

Volunteers will be needed to set up the exhibit. If you can help, please contact Sue.

For special arrangement, please call Sue on 201-439-3614.

# Fungus Fest

Sept 1982

NJMA is presenting its all day "Fungus Fest '82" as an educational experience in mushrooms for the general public at the Somerset County Park Commission's Environmental Education Center on Sunday, October 3, 1982, from 11:00 a.m. to 5:00 p.m.

Members will answer questions and present illustrated lectures about fungi. Local, freshly gathered mushrooms will be on display, and experts will identify those brought in by the public. There will be mushroom cookery demonstrations and tastings. Mushroom related arts and crafts, cookbooks, field guides, and educational materials will be sold.

Those interested in learning to find mushrooms will be able to foray with experienced collectors along trails bordering the center at the edge of the Great Swamp.

An unusual additional attraction will be a mycophilately event. The U.S. Postal Service will have a "Fungus Fest Station" in operation providing usual services and featuring a special one day mushroom pictorial cancellation. There will be an official cachet envelope, topical stationery, and a display of mushrooms on stamps from around the world.

The NJMA art and photography show featuring mushrooms of New Jersey will be on exhibit and continue until October 30th.

## Attention All Members!!!

On Saturday, October 2, fresh mushrooms should be collected in the morning by members in their own collecting areas. From 1 - 4 p.m. help will be required at SCEEC in setting up tables, taxonomy displays, the craft sales display, posting signs, making admission tickets, identifying and labeling mushrooms collected in the morning, arranging them on the display table and setting up the slide lecture areas. Personnel will be required to act as hosts and hostesses, etc. at the fair on Sunday. Those wishing to help in the above areas, contact Ray Fatto.

## For Sale

We have now available stationary and envelopes picturing Boletus edulis, specially designed for our club by Bernice Fatto. Packets of 30 sheets and 20 envelopes will be available at all club gatherings for \$5.00. The supply will not last long. Anyone interested please see Ray Fatto or inquire with one of our "always present" members.

## PHOTOGRAPHY

A reminder for those who wish to participate in the photo contest: all slides must be submitted no later than the November meeting. For particulars about the contest, please refer to the August issue of the newsletter.

## Pine Barrens Foray Notes

On August 15 thirty members attended the foray in Lebanon State Forest. Dr. Orson Miller, author of Mushrooms of North America, his wife Hope and Joanne Turner, a member of the Los Angeles Mycological Society were our guests for the day.

During the week before the foray we had a few days of heavy rain, so we could hope for a reasonably good collection. We were not disappointed. The oak-pine forest yielded many species of Amanitas, Russulas and Lactarii. Entolomas, including the beautiful Entoloma salmoneum, were in great abundance in the cedar swamp.

With the help of Dr. Miller, sixty species were identified. The collection held a surprise even for him. A rather drab, uninteresting looking fungus waiting to be identified caught his eyes. The specimen, Suillus decipiens, is known from the pine woods of the Gulf States, and it has not been found so far north.

What would account for the appearance of this "new" species in our area? Fungi as well as plants do migrate, and the occurrence of this species may represent a range extension. However, it is possible that it has been here all along, only it has not been found until now. Fungi have not been exhaustively studied in the Pine Barrens, and it is likely that a species or two may have gone unnoticed. The area is well known of its vascular plant flora which includes species which reach their northernmost limit here, which occur only here, or only in a few other isolated places in North America. What is true of vascular plants may also be true of fungi, and it is possible that a thorough study of the area may turn up other new species of fungi.

Another remarkable specimen found at the foray was Pisolithus tictorius, a most unattractive fungus. It is a hard skinned puffball which is anchored to the sand by fibrous, root-like base. The upper layer usually disintegrates, revealing pea like structures on the surface which may appear watery-inky in imature specimens but dries out later, and then the fungus is covered with a brown powdery material. In recent years this ugly duckling of the fungal world has attracted lot of attention for its mycorrhizal tendencies which make it very useful in reforestation and land reclamation.

PHOTOGRAPHY

A reminder for those who wish to participate in the photo contest. All slides must be submitted no later than the November meeting. For particulars about the contest, please refer to the August issue of the newsletter.

### Pine Barrens Forys Notes

On August 15 thirty members attended the foray in Lebanon State Forest. Dr. Grace Miller, author of Microfungi of North America, his wife Hope and Joanne Turner, a member of the Los Angeles Mycological Society were our guests for the day.

During the week before the foray we had a few days of heavy rain so we could hope for a reasonably good collection. We were not disappointed. The oak pine forest yielded many species of Aspergillus, Penicillium and Lactaria. Including the beautiful Trichothelium californicum, were in great abundance in the cedar woods.

With the aid of Dr. Miller, many species were identified. The interest in looking through fungus slides to be identified caught his eye. The specimen, Trichothelium, is known from the pine woods of the state and it is a very beautiful fungus.

New Jersey Mycological Assoc.  
c/o Anna Gerenday, Circulation



08858

FIRST CLASS